

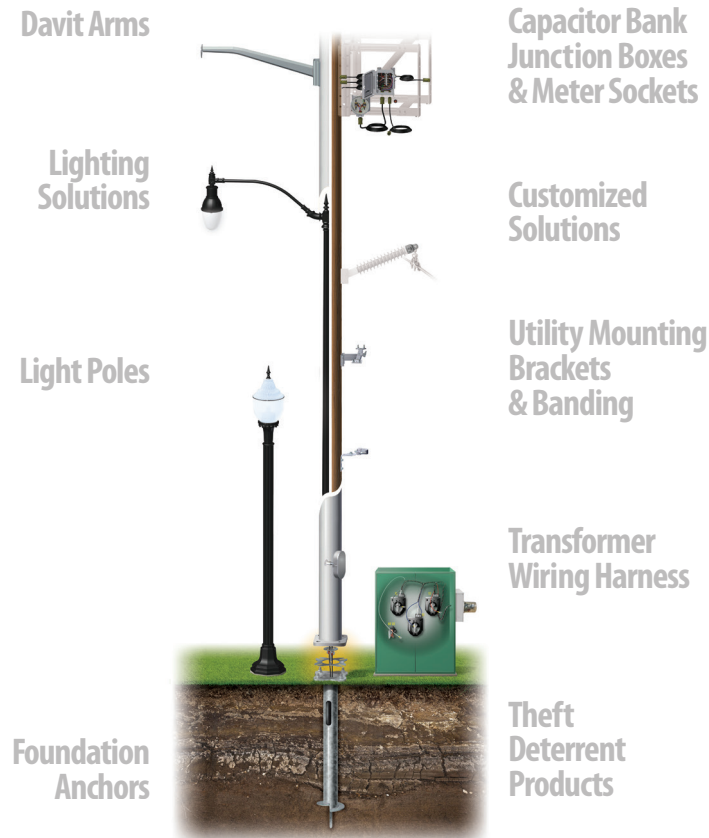
► Pelco Products offers a full line of high quality utility products.

Pelco Products, Inc. is a centrally located, Oklahoma based, family-owned business specializing in designing, engineering, manufacturing and distributing the finest utility products. With engineering as a catalyst for growth, Pelco Products is proud of its Engineering Team consisting of engineers and technical staff with over 400 combined years of experience.

Founded in 1985 in a 2,500 square feet facility with 5 employees, the company now employs over 300 team members in 315,000 square feet of manufacturing space. The company is dedicated to serving its primary markets (i.e. Traffic and Utility) globally through Innovative Solutions, Quality Products & Unparalleled Customer Service.

Pelco's lighting products come with a written warranty and installation instructions.

For more information, contact your Pelco representative today, 405.340.3434, or email us at sales@pelcoinc.com.



Decorative Lighting



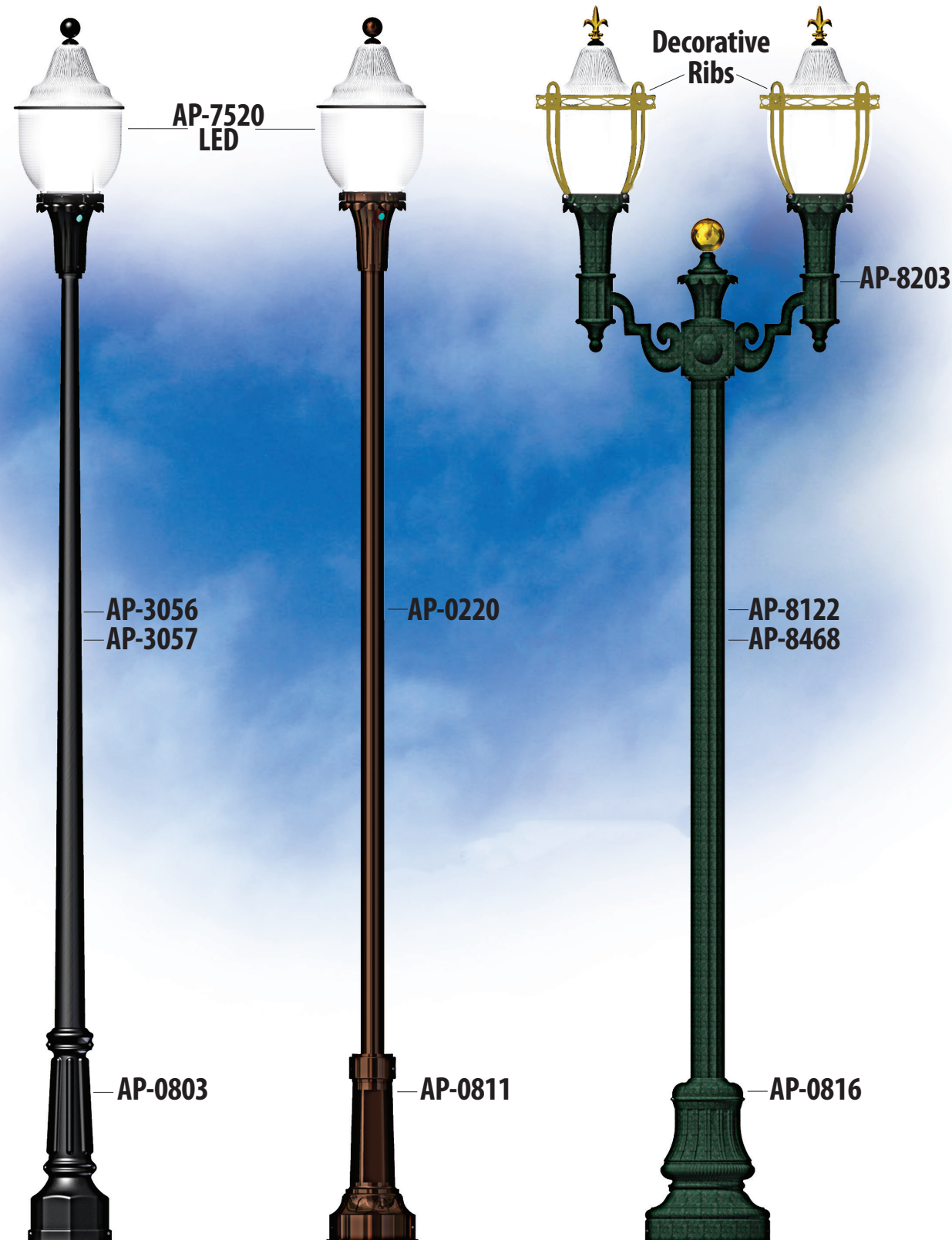
405.340.3434 • sales@pelcoinc.com
 320 W. 18th St. • Edmond, OK 73013
www.pelcoinc.com



► Beautiful, Affordable Lighting Solutions



► The Pelco Bristol Streetscape Lighting Series



Bristol Luminaire

- This luminaire combines a historic acorn shape with modern technology
- Designed for a variety of post top applications: Main Street, neighborhoods, walking trails, small parking lots
- The acrylic globe is available in both a Type V uniform light pattern as well as a Type III directional pattern. Also available in a polycarbonate globe
- Appropriate for poles 8' to 20' with a variety of available light levels
- Several finial options available
- Decorative Rib and Band designs for a more upscale formal appearance
- Available in several standard colors, as well as many custom colors (RAL required)

Bristol Luminaire in HPS-MH/LED in various wattages and configurations

- Acrylic Lens with Type III or V Distributions
- Colors
- 4 Finial Options
- 4 Rib or Cage Options
- Dark Sky Reflector and Hood Option

3 1/2" OD Steel Pole (AP-0220)

- Available in heights of 8' - 15'
- Available with GFCI
- 5.5" Bolt circle

Direct Bury Light Poles

- Steel poles available in both 19' and 25' OA height

4 inch Fluted Pole (AP-8122)

- Available from 10'-14'
- 12 Point sharp flute
- Aluminum

4 inch Fluted pole 15', 18' and 20' (AP-8468)

- Same as the AP-8122 with gussets for 15' to 20' applications

See Lighting Solution section of catalog for additional details.



► The Pelco Windsor Streetscape Lighting Series

Decorative Poles and Bases

3-1/2" OD Steel poles (AP-0220)


- Available in heights up to 14'
- Steel, no tenon
- Base 5.56"
- 5.5" variable bolt circle
- 2.38" x 3.5" hand hole
- GFCI option available (AP-0376)
- Anchor Bolt Cage (AP-1049-GLV)

Fluted Tapered Pole (AP-8700)

- Available as both 8' and 10' heights
- Steel with 3-1/2" tenon standard
- Base 10" x 10"
- 8.5" -10.5" variable bolt circle
- 2-1/2" x 5" hand hole
- GFCI option available
- Anchor Bolt Cage (AP-1089-GLV)

3" Fluted Pole (AP-8119)

- Available in heights up to 14' tall
- Aluminum, 3-1/2" tenon standard
- 7.75" -9.75" variable bolt circle
- 2" x 4" hand hole
- Anchor Bolt Cage (AP-1089-GLV)



Windsor Lantern Luminaire

Available in various wattages and configurations

- A vintage lantern style, the Windsor also utilizes modern technology with a historic flair
- Best suited for applications such as Main Streets and neighborhoods where a lower light level is preferred for historic ambience
- Appropriate for poles 8'-12' tall
- Several Finial Options available
- Available in several standard colors, as well as many custom colors (RAL required)



▶ Traditional Roadway Poles



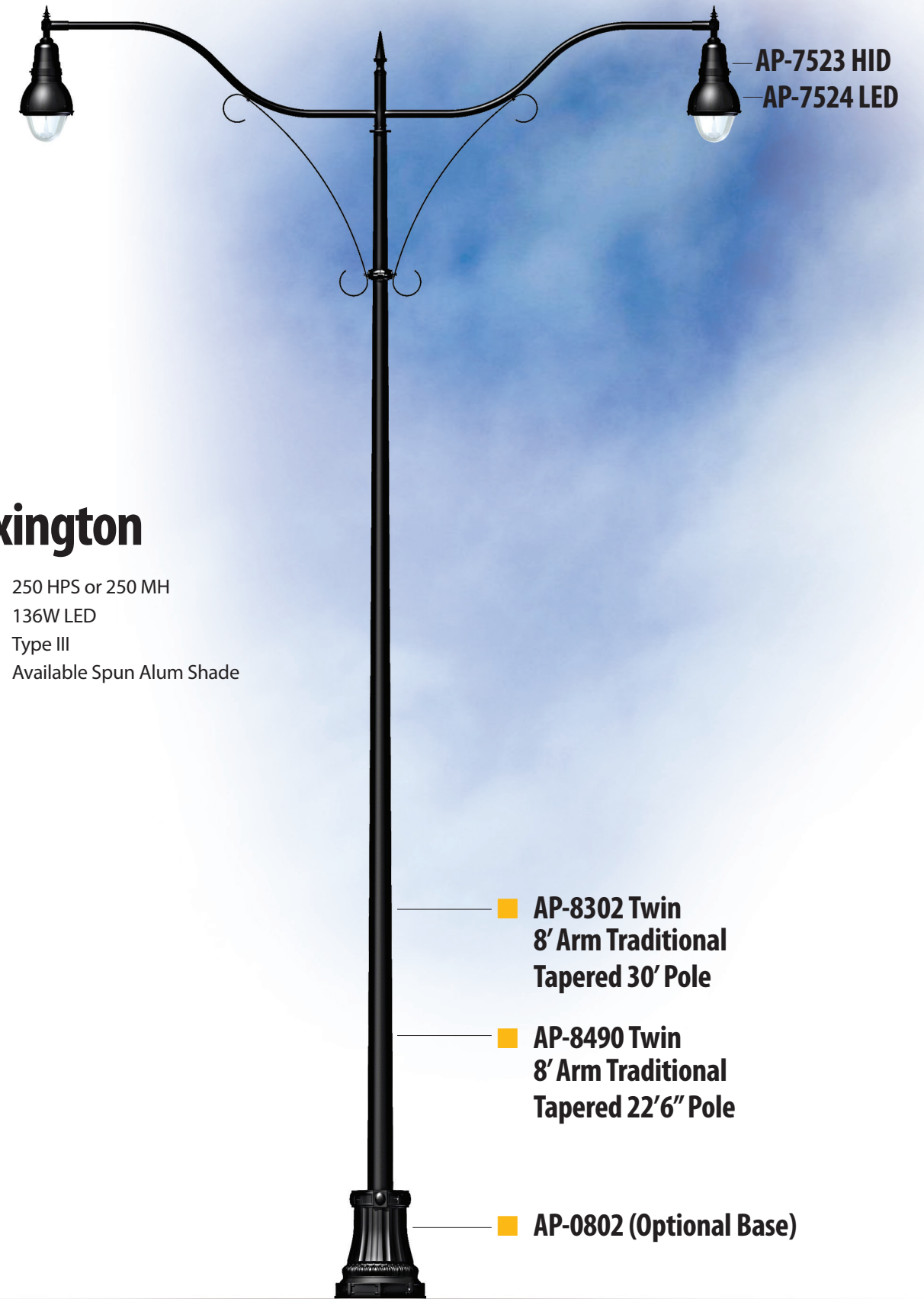
A Simple Utility Decorative Design

- Works well with both decorative and Roadway luminaires
- Available in heights of 22', 25' and 30'
- Luminaire arms are 8' in both single and twin arm configurations
- Ideal for both Roadway and Parking Lot applications
- Available with nut covers or optional decorative base covers
- Steel Poles available in several standard colors, as well as many custom colors (RAL required)

■ AP-8301 Single 8' Arm Traditional Tapered 30' Pole

■ AP-8489 Single 8' Arm Traditional Tapered 22'6" Pole

■ AP-0816 (Optional Base)



Lexington

- 250 HPS or 250 MH
- 136W LED
- Type III
- Available Spun Alum Shade

■ AP-8302 Twin 8' Arm Traditional Tapered 30' Pole

■ AP-8490 Twin 8' Arm Traditional Tapered 22'6" Pole

■ AP-0802 (Optional Base)

► Majestic Roadway Poles



An Ornamental Utility Design

- The fluted pole works best with decorative luminaires such as the Lexington
- Available as a 30' pole, both 6' and 8' luminaire arms are standard in both single and twin arm configurations
- Comes standard with a decorative Hamilton Base
- Works well as a pole for Roadway and Parking Lot where larger scale poles are required.
- Steel Poles available in several standard colors, as well as many custom colors (RAL required)

■ **AP-8327 Single 6' Arm Majestic Fluted 30' Pole**

■ **AP-8347 Single 8' Arm Majestic Fluted 30' Pole**

■ **AP-0816 Standard**



Lexington

- 250 HPS or 250 MH
- 136W LED
- Type III
- Available Spun Alum Shade

■ **AP- 8328 Twin 6' Arm Majestic Fluted 30' Pole**

■ **AP-8348 Twin 8' Arm Majestic Fluted 30' Pole**

■ **AP-0816 - Standard**

▶ Simplex Roadway Poles



A Clean Modern Design


- Works well with both decorative and Roadway luminaires
- Available in heights of 25', 30', 35' and 40'
- Luminaire arms can be 6' or 8' in both single and twin arm configurations
- Ideal for both Roadway and Parking Lot applications
- Available with nut covers or optional decorative base covers
- Steel poles that come standard as galvanized but powder coat options available

■ **AP-8571 Single 6' Arm Simplex Tapered 30' Pole**

(Also available not shown)
 ■ **AP-8572 Twin 6' Arm Simplex Tapered 30' Pole**

■ **Optional Nut Covers**

▶ Finials (Options)



3" BALL



STEEPLE



SPIRE



FLEUR

▶ Base Options

Pelco bases are available in aluminum or decorative designs



▶ Colors

Note: See catalog Reference Section for available paint colors



P39 Bronze



P36 Forest Green



P59 Textured Black

▶ Foundation Anchors



▶ Anchor Bolt



▶ Anchor Bolt Cage

