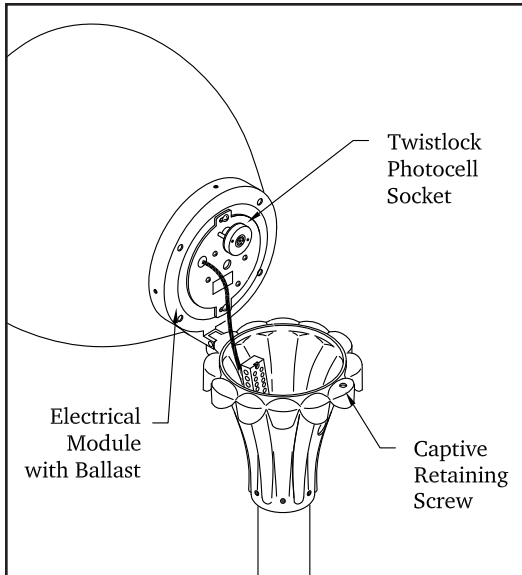


The Bristol Series fixture, available in metal halide or high pressure sodium, provide the look and charm of history.

The Bristol Fixture can be customized to provide a personalized style by selecting the lamp wattage, voltage, photocell, globe type, globe size, and finial.



Bristol Fixture
25" Acorn Globe
Steeple Finial




AP-0207
Bristol Fixture
High Pressure Sodium

AP-0208
Bristol Fixture
Metal Halide

AP-0286
Poly Acorn Globe

The Bristol fixture is manufactured utilizing the most modern materials and the latest technology. The fixture contains a superbly crafted lighting module which provides brilliant illumination and ease of maintenance.



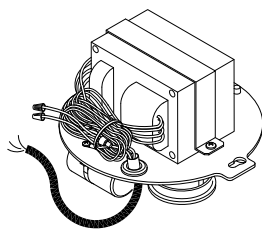
Spire

3" Ball

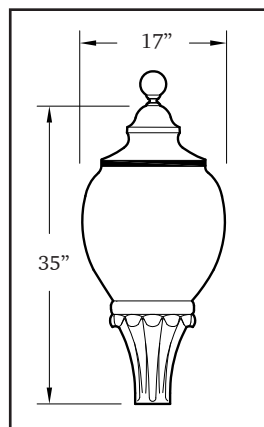
Steeple

Fleur

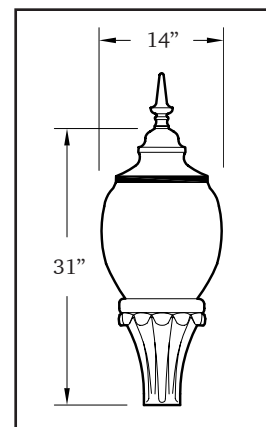
Note: For fixture and globe options see opposite side.



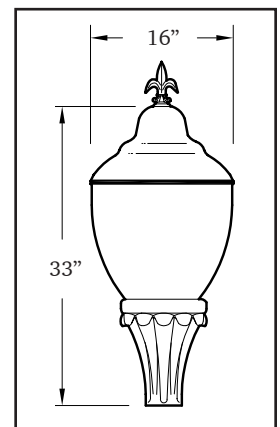
Pelco's ornamental light fixtures are designed with a unique modular electrical unit for easy service access and replacement.



Bristol 25" Acorn Globe
with 3" Ball Finial



Bristol 21" Acorn Globe
with Steeple Ball Finial



Bristol 23" Acrylic Globe
with Fleur Finial

The Bristol fixture is available in high pressure sodium or metal halide and is manufactured using the most modern material and the latest technology. Each fixture is designed with a unique modular electrical unit for easy service access.

ITEM	DESCRIPTION	PART NO.
------	-------------	----------

BRISTOL FIXTURE:

- ① High Pressure Sodium.....AP-0207
- Metal Halide.....AP-0208

BRISTOL WALL MOUNT FIXTURE:

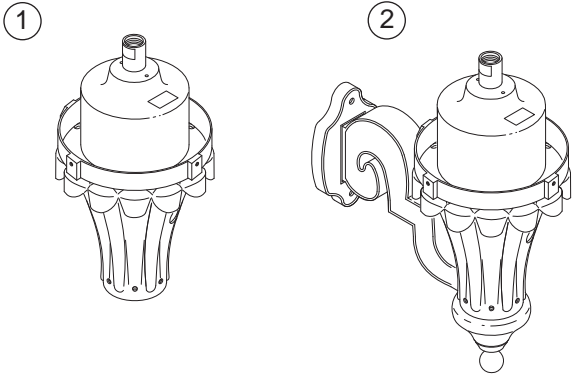
- ② High Pressure Sodium.....AP-0250
- Metal Halide.....AP-0231

GLOBE ASSEMBLY:

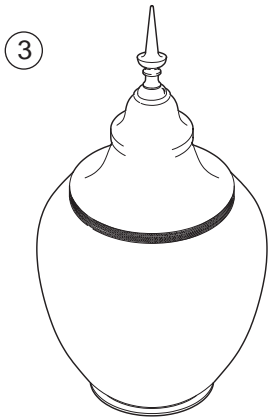
- ③ Polycarbonate Acorn.....AP-0286
- ④ Acrylic.....AP-0287
- Acrylic Moon Glow.....AP-0352
- ⑤ Acrylic, Dark Sky Friendly.....AP-0345
- ⑥ ORNAMENTAL RIB & BAND KIT, Acrylic Globe.....AP-0264

Notes:


1. All assemblies are supplied standard with stainless fasteners.
2. Please specify options when ordering.




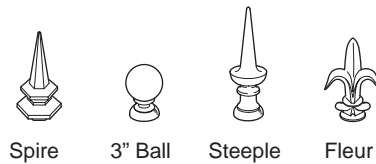
ITEMS 1-2 OPTIONS
PHOTOCELL: None, Socket Only, or Socket w/ Photocell
BALLAST: 50W, 70W, 100W, 150W, or 175W
VOLTAGE: 120VAC, 208VAC, 240VAC, 277VAC, or 480VAC
PAINT



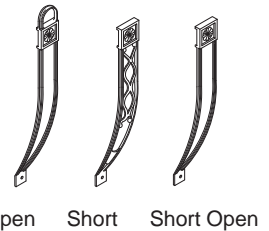

ITEM 3 OPTIONS
GLOBE: 8" x 14" x 21" Poly Acorn 8" x 17" x 25" Poly Acorn
FINIAL: Spire, 3" Ball, Steeple, Fleur, or None
PAINT



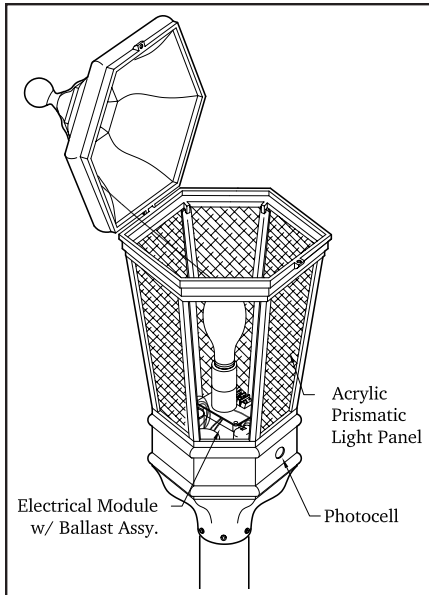
ITEM 4 OPTIONS
GLOBE: Type III - Directional Type V - Uniform
FINIAL: Spire, 3" Ball, Steeple, Fleur, or None
REFLECTORS: None Perforated Aluminum Non-Perforated Aluminum
PAINT



ITEM 5 OPTIONS
GLOBE: Type III - Directional Type V - Uniform Type III - Directional Moonglow Type V - Uniform Moonglow
FINIAL: Spire, 3" Ball, Steeple, Fleur, or None
DARK SKY: Black Copper
PAINT



ITEM 6 OPTIONS
RIB: Full, Short, Open, Short Open
PAINT



AP-0216
Windsor Fixture
High Pressure Sodium

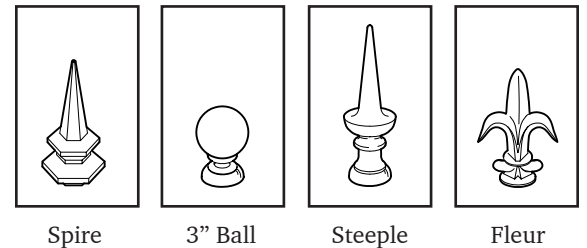
AP-0217
Windsor Fixture
Metal Halide

The Windsor Series fixture is antique in appearance yet contains a superbly crafted lighting module which provides brilliant illumination from either a high pressure sodium or metal halide lamp. The Windsor fixture can be customized by selecting the lamp wattage, voltage, photocell, and a distinctive finial.

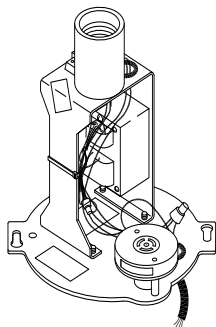


Windsor Fixture
3" Gold Ball Finial

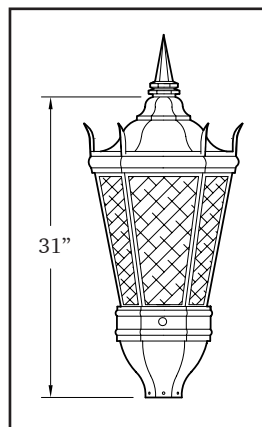
The Windsor Series fixtures "look" old, but are made utilizing modern manufacturing technology and feature thoroughly modern components. The Windsor lighting panels have unique photometrics which cause a single lamp to give the appearance of a multiple light source (five points of light). Maintenance personnel appreciate the ease at which the Windsor fixtures can be serviced.



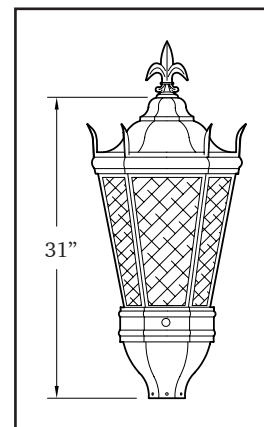
Note: For fixture and globe options see opposite side.



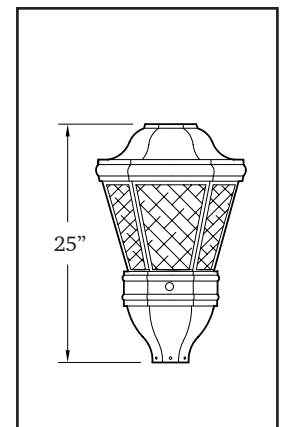
Pelco's ornamental light fixtures are designed with a unique modular electrical unit for easy service access and replacement.



Windsor with Spikes,
and Spire Finial



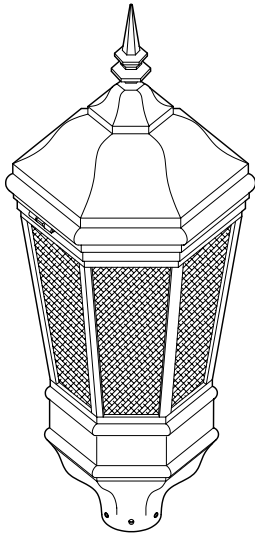
Windsor with Spikes
and Fleur Finial



Windsor Lantern

The Windsor fixture is available in high pressure sodium or metal halide and is manufactured using modern manufacturing technology. The lighting panels have unique photometrics which cause a single lamp to give the appearance of a multiple light source. Each fixture is designed with a unique modular electrical unit for easy service access.

①



ITEM	DESCRIPTION	PART NO.
WINDSOR FIXTURE:		
①	High Pressure Sodium.....	AP-0216
	Metal Halide.....	AP-0217
WINDSOR LANTERN FIXTURE:		
②	High Pressure Sodium.....	AP-0230
	Metal Halide.....	AP-0252

Notes:

1. All assemblies are supplied standard with stainless fasteners.
2. Please specify options when ordering.

OPTIONS
PHOTOCELL: None, Socket Only, or Socket w/ Photocell
BALLAST: 50W, 70W, 100W, 150W, or 175W
FINIAL: Spire, 3" Ball, Steeple, or Fleur
ADDITIONAL ORNAMENT: Spikes
VOLTAGE: 120VAC, 240VAC, 277VAC, OR 480VAC
PAINT



Spire



3" Ball

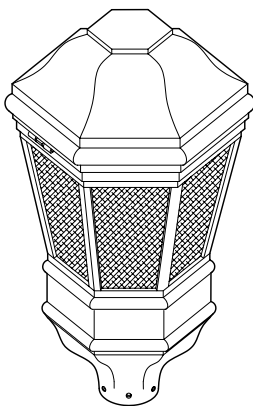


Steeple




Fleur

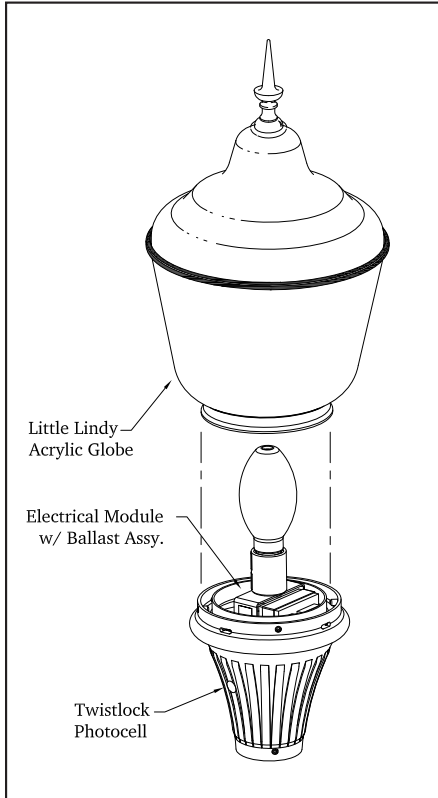
②



OPTIONS
PHOTOCELL: None, Socket Only, or Socket w/ Photocell
BALLAST: 50W, 70W, 100W, 150W, or 175W
VOLTAGE: 120VAC, 240VAC, 277VAC, OR 480VAC
PAINT



Spike
Additional Ornament



Built with utility grade components, the Newport's smaller design creates an atmosphere of simplicity with the look and feel of a customized product. Made to fit a variety of applications, the Newport design fits seamlessly into any project.

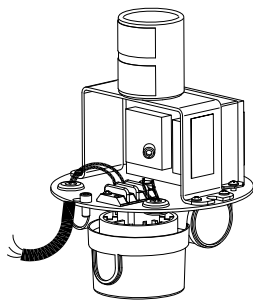
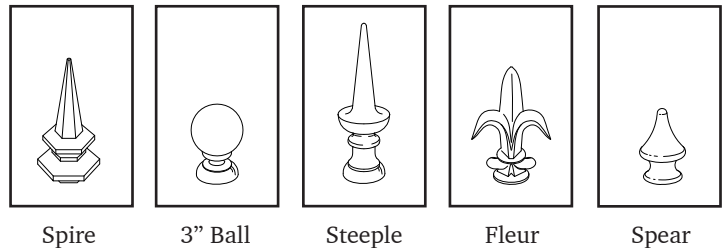


Newport Fixture
Spear Finial

AP-0333
Metal Halide
Newport Fixture

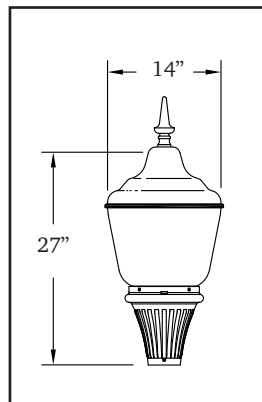
AP-0334
High Pressure Sodium
Newport Fixture

AP-0321
Acrylic Globe

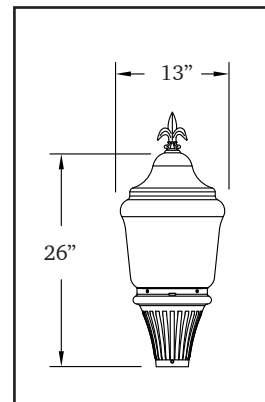


Pelco's Newport light fixtures are designed with a unique modular electrical unit for easy service access and replacement. Just two screws secure the unit and allow for its complete removal.

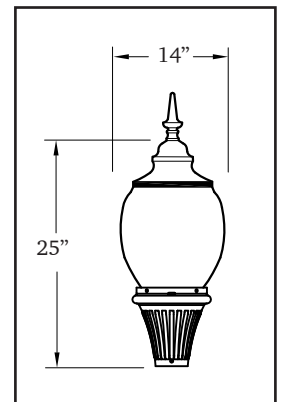
Note: For fixture and globe options see opposite side.



Newport with Acrylic
Globe and Spire Finial

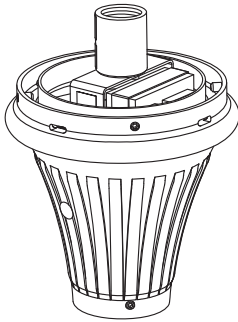


Newport with Textured
Globe and Spire Finial



Newport with Acorn
Globe and 3" Ball Finial

①



ITEM 1 OPTIONS
PHOTOCELL: None, Socket Only, or Socket w/ Photocell
VOLTAGE: 120VAC, 208VAC, 240VAC, or 277VAC
PAINT

The Newport fixture is available in high pressure sodium or metal halide and is manufactured using the most modern material and the latest technology. Each fixture is designed with a unique modular electrical unit for easy service access.

ITEM	DESCRIPTION	PART NO.
------	-------------	----------

NEWPORT FIXTURE:

- ① High Pressure Sodium, 100 Watt..... AP-0334
- Metal Halide, 100 Watt AP-0333


GLOBE ASSEMBLY:

- ② Newport Acrylic AP-0321
- ③ Polycarbonate Acorn, 21" AP-0286
- ④ Textured Polycarbonate AP-0344
- ⑤ Newport Acrylic, Dark Sky Friendly AP-0347

Notes:


- 1. All assemblies are supplied standard with stainless fasteners.
- 2. Please specify options when ordering.

②



OPTIONS
GLOBE: Type III - Directional Type V - Uniform
FINIAL: Spire, 3" Ball, Steeple, Fleur, Spear, or None
REFLECTORS: None Perforated Aluminum Non-Perforated Aluminum
PAINT

③



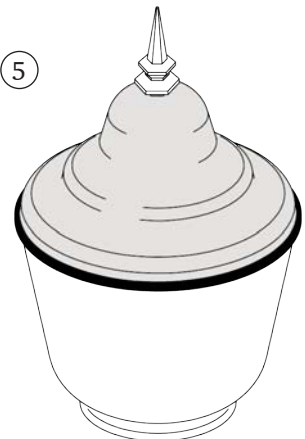
OPTIONS
FINIAL: Spire, 3" Ball, Steeple, Fleur, or None
PAINT

④

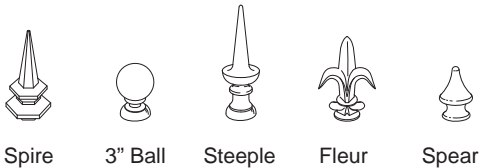


OPTIONS
FINIAL: Spire, 3" Ball, Steeple, Fleur, Spear, or None
PAINT

⑤



OPTIONS
GLOBE: Type III - Directional Type V - Uniform
FINIAL: Spire, 3" Ball, Steeple, Fleur, Spear, or None
DARK SKY: Black Copper
PAINT

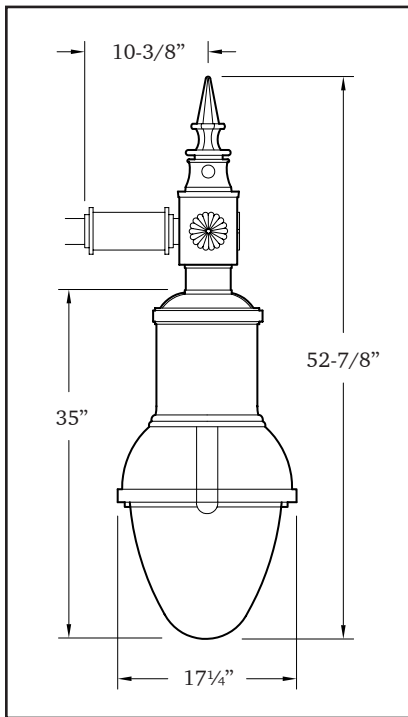


Spire 3" Ball Steeple Fleur Spear

The Renaissance family of luminaires bring state-of-the-art photometric and maintenance technology to a unit reminiscent of the 19th century. Available in High Pressure Sodium or Metal Halide complete with side mount tenon adapter and decorative cover and finial. Meets or exceeds IP66 Certification (*water, insect, & dust proof*).



Renaissance Fixture
Decorative Side Mount Adapter



AP-0280
Renaissance Fixture
High Pressure Sodium
250 Watt

AP-0293
Renaissance Fixture
High Pressure Sodium
400 Watt

AP-0298
Renaissance Fixture
Metal Halide
250 Watt

OPTIONS
PHOTOCELL: None, w/ Photocell
VOLTAGE: 120VAC, 240VAC, 277VAC, or 480VAC